

**Arterial Lower Limb Duplex**Examined **13/12/2018 10:40**

Page 1 of 2

**Gareth Harrison**

Reference

Accession **CR-18-0065245**

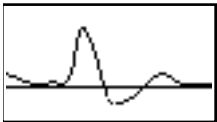
Patient **Margaret Hatton**  
D.O.B. **31/10/1952**

NHS No **452 382 3553**  
Patient Ref **3051502**

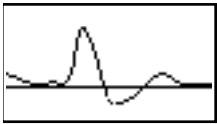
Reason **Ulceration**  
Outcome **Widely patent**

**Right**

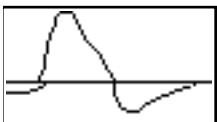
140 1.00



Good



Good



Good

150 1.07



Good

**Brachial****Common Femoral****High Thigh****Low Thigh****Popliteal****High Calf****Peroneal****Anterior Tibial****Posterior Tibial****Dorsalis Pedis****Toe Pressure****Post Exercise****Left**

150 1.07

**Notes****RIGHT LOWER LIMB ARTERIAL DUPLEX**

CFA, PFA origin, SFA and PopA - widely patent with minimal disease, triphasic waveforms, PSV 81-147cm/s.

TPT is patent. 3 run-off origins noted.

ATA and PTA - patent along length, good biphasic waveforms at the ankle, PSV cm/s.

Right resting ABPI's are good (Right - 1.07 , Left - 1.07).

Assessed by **Sharifa Kiyegga**

Printed on 25/01/2019 at 4:13 pm

Checked by \_\_\_\_\_

**Arterial Lower Limb Duplex**Examined **13/12/2018 10:40**

Page 2 of 2

Reference

**Gareth Harrison**Accession **CR-18-0065245**Patient **Margaret Hatton**NHS No **452 382 3553**D.O.B. **31/10/1952**Patient Ref **3051502**