

**Reason** Ulceration  
**Outcome** Patent

**Right**

150

1.00

**Brachial**

**Common Femoral**

Good

**High Thigh**

**Low Thigh**

**Popliteal**

Good

**High Calf**

**Peroneal**

**Anterior Tibial**

**Posterior Tibial**

**Dorsalis Pedis**

Good

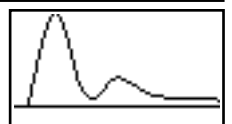
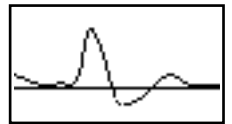
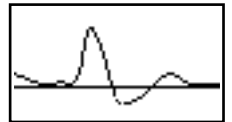
180

1.20

**Toe Pressure**

**Post Exercise**

**Left**



**Notes**

**LEFT LOWER LIMB ARTERIAL DUPLEX ASSESSMENT**

CFA - mild disease with good triphasic waveforms, PSV 125cm/s.

PFA - mild disease with good triphasic waveforms, PSV 98cm/s.

SFA - mild diffuse disease with good triphasic waveforms, PSV 87-99cm/s.

POPA - mild disease with good triphasic waveforms, PSV 88cm/s. TPT appears patent with evidence of two vessel run-off.

ATA/PTA - not assessed due to dressings.

Assessed by Rachel Johnson

Printed on 13/06/2019 at 11:02 am

Checked by

DP - good mono/triphasic waveforms, PSV 67cm/s.

Resting ABPI is within normal limits - patient unable to complete adequate exercise challenge.

**CONCLUSION:** Pressures and waveforms suggest no evidence of any significant left lower limb arterial disease.

