

Reference Request to Current Line manager

Applicant's name: Rajavel Theiveegarajan

The above named applicant has applied to sit the SVT practical examination. This is the final assessment on the route to becoming an **Accredited Vascular Scientist**. Applicants must fulfil certain eligibility criteria before they are entitled to sit the examination. The applicant has proposed that as their **current line manager** you can help confirm their eligibility. We would be grateful if you could fill in the details below.

Applicants must be currently employed in the UK or Ireland to perform vascular ultrasound diagnostic investigations

Applicants current job title	Vascular Scientist
Applicants current Employer/Hospital	Worcestershire Acute Hospitals NHS Trust
Start date of applicants current job	20/11/17
Applicants current weekly hours working in vascular ultrasound diagnostic scanning	37.5
How long have you known the applicant?	Since 20/11/17
Applicants start date of UK or Ireland employment	October 2011


Applicants must have performed a minimum number of scans and ABPIs. Approximately how many scans in each of the core modalities listed below has the applicant performed during their current employment?

Bilateral duplex of carotid and vertebral arteries	0 <input type="checkbox"/>	1 – 100 <input type="checkbox"/>	101-300 <input type="checkbox"/>	301-600 x	>600 <input type="checkbox"/>
Single leg duplex of arteries (aorta-TPT, inc iliacs)	0 <input type="checkbox"/>	1 – 100 <input type="checkbox"/>	101-300 <input type="checkbox"/>	301-600 x	>600 <input type="checkbox"/>
Single leg duplex of arteries (aorta-ankle)	0 <input type="checkbox"/>	1 – 100 <input type="checkbox"/>	101-300 x	301-600 <input type="checkbox"/>	>600 <input type="checkbox"/>
Single leg graft duplex	0 <input type="checkbox"/>	1 – 100x	101-300 <input type="checkbox"/>	301-600 <input type="checkbox"/>	>600 <input type="checkbox"/>
Single leg duplex of primary varicose veins	0 <input type="checkbox"/>	1 – 100 <input type="checkbox"/>	101-300 x	301-600 <input type="checkbox"/>	>600 <input type="checkbox"/>
Single leg duplex of recurrent varicose veins	0 <input type="checkbox"/>	1 – 100x	101-300 <input type="checkbox"/>	301-600 <input type="checkbox"/>	>600 <input type="checkbox"/>
Ankle Brachial Pressure Indices-bilat	0 <input type="checkbox"/>	1 – 100x	101-300 <input type="checkbox"/>	301-600 <input type="checkbox"/>	>600 <input type="checkbox"/>
ABPI pre+post exercise-bilat	0 <input type="checkbox"/>	1 – 100x	101-300 <input type="checkbox"/>	301-600 <input type="checkbox"/>	>600 <input type="checkbox"/>

Please include any other comments you may have (please continue on the reverse of the page if required).

Raj has been working as a full-time Vascular Scientist at Worcestershire Royal Hospital since November 2017, performing a full range of vascular ultrasound investigations across all core modalities. Previous to this Raj built a number of years of vascular ultrasound experience practicing at Mid Essex Hospital Services NHS Trust from October 2011-to-November 2017. Through his work experience Raj has acquired a large clinical portfolio, while also having completed both his physics and technology SVT theory exams in 2014 and is well prepared to sit the SVT practical exam.

Raj's current position at Worcester has exposed him to busy one stop vascular and TIA clinics, inpatient/outpatient vascular lab lists, as well as portable inpatient scanning on the wards. He has attended Vascular MDT meetings and has had the benefit of working alongside Consultant Vascular Surgeons, Nurse Specialists, Radiologists, and Vascular Scientist colleagues which has furthered his experience and expertise.



THE SOCIETY FOR
VASCULAR TECHNOLOGY OF
GREAT BRITAIN AND IRELAND

I have no doubt in Raj's ability to sit the practical SVT exam at this stage in his career and to do so successfully.


Email Address..daniel.harding@nhs.net.....

Signed.....  **Print Name.....**Daniel Harding.....

Designation.....Vascular Lab Manager.....

Date.....11/1/19.....

By signing this form you consent for your information to be uploaded to the SVTGBI website and for the SVTGBI to contact you in regards to this reference.



THE SOCIETY FOR
VASCULAR TECHNOLOGY OF
GREAT BRITAIN AND IRELAND

Reference Request to Previous Line manager

Applicant's name: Rajavel Theiveegarajan

The above named applicant has applied to sit the SVT practical examination. This is the final assessment on the route to becoming an **Accredited Vascular Scientist**. Applicants must fulfil certain eligibility criteria before they are entitled to sit the examination. The applicant has proposed that as their **previous line manager** you can help confirm their eligibility. We would be grateful if you could fill in the details below.

Applicants previous job title	<u>Vascular Scientist</u>
Applicants previous Employer/Hospital	<u>Mid Essex Health Authority, Broomfield Hospital, CM1 7ET</u>
Start date of applicants previous job	<u>October 2011</u>
End date of applicants previous job	<u>November 2017</u>
Applicants previous weekly hours working in vascular ultrasound diagnostic scanning	<u>37.5 hrs/week (nominal)</u>
How long have you known the applicant?	<u>8 years</u>

Applicants must have performed a minimum number of scans and ABPIs. Approximately how many scans in each of the core modalities listed below has the applicant performed during their previous employment?

Bilateral duplex of carotid and vertebral arteries	<input type="checkbox"/> 0	<input type="checkbox"/> 1 - 100	<input type="checkbox"/> 101-300	<input type="checkbox"/> 301-600	<input type="checkbox"/> >600
Single leg duplex of arteries (aorta-TPT, inc iliacs)	<input type="checkbox"/> 0	<input type="checkbox"/> 1 - 100	<input type="checkbox"/> 101-300	<input type="checkbox"/> 301-600	<input type="checkbox"/> >600
Single leg duplex of arteries (aorta-ankle)	<input type="checkbox"/> 0	<input type="checkbox"/> 1 - 100	<input type="checkbox"/> 101-300	<input type="checkbox"/> 301-600	<input type="checkbox"/> >600
Single leg graft duplex	<input type="checkbox"/> 0	<input type="checkbox"/> 1 - 100	<input type="checkbox"/> 101-300	<input type="checkbox"/> 301-600	<input type="checkbox"/> >600
Single leg duplex of primary varicose veins	<input type="checkbox"/> 0	<input type="checkbox"/> 1 - 100	<input type="checkbox"/> 101-300	<input type="checkbox"/> 301-600	<input type="checkbox"/> >600
Single leg duplex of recurrent varicose veins	<input type="checkbox"/> 0	<input type="checkbox"/> 1 - 100	<input type="checkbox"/> 101-300	<input type="checkbox"/> 301-600	<input type="checkbox"/> >600
Ankle Brachial Pressure Indices-bilat	<input type="checkbox"/> 0	<input type="checkbox"/> 1 - 100	<input type="checkbox"/> 101-300	<input type="checkbox"/> 301-600	<input type="checkbox"/> >600
ABPI pre+post exercise-bilat	<input type="checkbox"/> 0	<input type="checkbox"/> 1 - 100	<input type="checkbox"/> 101-300	<input type="checkbox"/> 301-600	<input type="checkbox"/> >600


Please include any other comments you may have (please continue on the reverse of the page if required).

Rajavel has had extensive and wide ranging experience in vascular ultrasound scanning over a six year period, initially under my supervision. Over a period of 18 months he effectively managed the vascular laboratory himself whilst covering all scanning requirements. He has taken part in continuous vascular training including temporal artery scans, contrast enhanced ultrasound and AVF scanning. This applicant fulfills all criteria required to sit the SVT practical examination.

Signed Only Print Name David H. King CVS MT

Designation Clinical Vascular Scientist

Date 16th January 2019



THE SOCIETY FOR
VASCULAR TECHNOLOGY OF
GREAT BRITAIN AND IRELAND

Reference Request to Vascular Consultant

Applicant's name: Rajavel Theiveegarajan

The above named applicant has applied to sit the SVT practical examination. This is the final assessment on the route to becoming an Accredited Vascular Scientist. Applicants must fulfil certain eligibility criteria before they are entitled to sit the examination. The applicant has proposed that as their Vascular Consultant you can help confirm their eligibility. We would be grateful if you could fill in the details below.

Applicants current job title	Vascular Scientist
Applicants current Employer/Hospital	Worcestershire Acute Hospitals NHS Trust
Start date of applicants current job	NOVEMBER 2017
Applicants current weekly hours working in vascular ultrasound diagnostic scanning	(37.5 HOURS/WEEK)
How long have you known the applicant?	Since commencement at the Trust (Nov - 2017)

Where applicable please comment on your perception of the applicant's proficiency in the following areas:

Duplex of carotid and vertebral arteries	Poor <input type="checkbox"/>	Acceptable <input type="checkbox"/>	Good <input type="checkbox"/>	Excellent <input checked="" type="checkbox"/>
Duplex of lower limb arteries	Poor <input type="checkbox"/>	Acceptable <input type="checkbox"/>	Good <input type="checkbox"/>	Excellent <input checked="" type="checkbox"/>
Duplex of varicose veins	Poor <input type="checkbox"/>	Acceptable <input type="checkbox"/>	Good <input type="checkbox"/>	Excellent <input checked="" type="checkbox"/>
Ankle Brachial Pressure Indices	Poor <input type="checkbox"/>	Acceptable <input type="checkbox"/>	Good <input type="checkbox"/>	Excellent <input checked="" type="checkbox"/>


Please comment on the applicant's ability to write clear reports and relay urgent findings appropriately:

Raj conducts timely and accurate scans, rapidly producing detailed reports in both electronic/taped and diagrammatic forms as per our unit's policy. The reports generated are easy to interpret by the clinical teams. He is familiar with the electronic means of notification for significant abnormal results and when appropriate, is very effective in communicating urgent/emergent findings either in-person or by telephone, to ensure that the relevant consultants are notified and provided with all relevant information upon which to base clinical decisions and intervention.


Please include any other comments you may have (please continue on the reverse of the page if required).

Raj frequently supports my practice in one-stop NHS vascular outpatient clinics in addition to his other areas of practice and I have been consistently pleased with his work and communication. He is personable, works flexibly and confidently provides detailed (and importantly, clinically accurate) duplex studies in the elective and emergency settings. Raj has proven an excellent appointment and an asset to the department.

Email Address: stephengoodyear@nhs.net

Signed..... ..... Print Name Mr. Stephen J Goodyear MD FRCS

Designation: Consultant Vascular and Endovascular Surgeon. Clinical Lead for Vascular Surgery, Worcestershire Acute Hospitals NHS Trust



THE SOCIETY FOR
VASCULAR TECHNOLOGY OF
GREAT BRITAIN AND IRELAND

Date.....19/1/2019.....

By signing this form you consent for your information to be uploaded to the SVTGBI website and for the SVTGBI to contact you in regards to this reference.