

THE SOCIETY FOR
VASCULAR TECHNOLOGY OF
GREAT BRITAIN AND IRELAND

Reference Request to Internal Assessor

Applicant's name: Emma Blair

The above named applicant has applied to sit the SVT practical examination. This is the final assessment on the route to becoming an **Accredited Vascular Scientist**. Applicants must fulfil certain eligibility criteria before they are entitled to sit the examination. The Education committee has agreed that the nominated internal should confirm the applicant's eligibility. We would be grateful if you could fill in the details below.

Applicants current job title	Clinical Vascular Scientist
Applicants current Employer/Hospital	Manchester Foundation Trust, Manchester Royal Infirmary
Start date of applicants current job	September 2016
Applicants current weekly hours working in vascular ultrasound diagnostic scanning	37.5hrs
How long have you known the applicant?	5.5 years

Where applicable please comment on your perception of the applicant's proficiency in the following areas:

Duplex of carotid and vertebral arteries	Poor <input type="checkbox"/>	Acceptable <input type="checkbox"/>	Good <input type="checkbox"/>	Excellent <input checked="" type="checkbox"/>
Duplex of lower limb arteries	Poor <input type="checkbox"/>	Acceptable <input type="checkbox"/>	Good <input type="checkbox"/>	Excellent <input checked="" type="checkbox"/>
Duplex of varicose veins	Poor <input type="checkbox"/>	Acceptable <input type="checkbox"/>	Good <input type="checkbox"/>	Excellent <input checked="" type="checkbox"/>
Ankle Brachial Pressure Indices	Poor <input type="checkbox"/>	Acceptable <input type="checkbox"/>	Good <input type="checkbox"/>	Excellent <input checked="" type="checkbox"/>

Please comment on the applicant's ability to write clear reports and relay urgent findings appropriately:


Reports written clearly and concisely using local protocol requirements.

Diagrams used where further information is required and uploaded to PACS system.

Urgency level and alert code used on reporting system, as well as follow up via email to Vascular surgeons as required.

Please include any other comments you may have (please continue on the reverse of the page if required).

Email Address.....joanna.fuller@mft.nhs.uk.....

Signed.......... Print Name.....Joanna Fuller.....


✓ AVS for at least 1 year

✓ Up to date CPD or clinical competency as required in the Accreditation Document

Designation.....Clinical Vascular Scientist.....

Date.....23/05/2022.....

By signing this form you consent for your information to be uploaded to the SVTGBI website and for the SVTGBI to contact you in regards to this reference.



THE SOCIETY FOR
VASCULAR TECHNOLOGY OF
GREAT BRITAIN AND IRELAND

Reference Request to Current Line manager

Applicant's name: _____ **Emma Blair** _____

The above named applicant has applied to sit the SVT practical examination. This is the final assessment on the route to becoming an **Accredited Vascular Scientist**. Applicants must fulfil certain eligibility criteria before they are entitled to sit the examination. The applicant has proposed that as their **current line manager** you can help confirm their eligibility. We would be grateful if you could fill in the details below.

Applicants must be currently employed in the UK or Ireland to perform vascular ultrasound diagnostic investigations

Applicants current job title	Vascular Scientist
Applicants current Employer/Hospital	Manchester University NHS Foundation Trust
Start date of applicants current job	Sept 2016
Applicants current weekly hours working in vascular ultrasound diagnostic scanning	37.5hrs/week
How long have you known the applicant?	5.5years
Applicants start date of UK or Ireland employment	NHS start Sept 2016

Applicants must have performed a minimum number of scans and ABPIs. Approximately how many scans in each of the core modalities listed below has the applicant performed during their current employment?

Bilateral duplex of carotid and vertebral arteries	0 <input type="checkbox"/>	1 – 100 <input type="checkbox"/>	101-300 <input type="checkbox"/>	301-600 <input type="checkbox"/>	>600x
Single leg duplex of arteries (aorta-TPT, inc iliacs)	0 <input type="checkbox"/>	1 – 100 <input type="checkbox"/>	101-300 <input type="checkbox"/>	301-600 <input type="checkbox"/>	>600x
Single leg duplex of arteries (aorta-ankle)	0 <input type="checkbox"/>	1 – 100 <input type="checkbox"/>	101-300 <input type="checkbox"/>	301-600 <input type="checkbox"/>	>600x
Single leg graft duplex	0 <input type="checkbox"/>	1 – 100 <input type="checkbox"/>	101-300 <input type="checkbox"/>	301-600 <input type="checkbox"/>	>600x
Single leg duplex of primary varicose veins	0 <input type="checkbox"/>	1 – 100 <input type="checkbox"/>	101-300 <input type="checkbox"/>	301-600 x <input type="checkbox"/>	>600
Single leg duplex of recurrent varicose veins	0 <input type="checkbox"/>	1 – 100 <input type="checkbox"/>	101-300 x <input type="checkbox"/>	301-600 <input type="checkbox"/>	>600
Ankle Brachial Pressure Indices-bilat	0 <input type="checkbox"/>	1 – 100 <input type="checkbox"/>	101-300 <input type="checkbox"/>	301-600 <input type="checkbox"/>	>600x
ABPI pre+post exercise-bilat	0 <input type="checkbox"/>	1 – 100 <input type="checkbox"/>	101-300 <input type="checkbox"/>	301-600 <input type="checkbox"/>	>600x

Please include any other comments you may have (please continue on the reverse of the page if required).


Emma is an excellent Vascular Scientist who makes always puts the patient at the centre of her role, performing a full range of vascular scans to a very high standard and is an integral part of ensuring the service runs efficiently.

Email Address.....helena.edlin@mft.nhs.uk.....

Signed.......... **Print Name**.....H Edlin.....


Designation.....Lead Vascular Scientist.....

Date.....19/5/22.....



THE SOCIETY FOR
VASCULAR TECHNOLOGY OF
GREAT BRITAIN AND IRELAND

By signing this form you consent for your information to be uploaded to the SVTGBI website and for the SVTGBI to contact you in regards to this reference.



THE SOCIETY FOR
VASCULAR TECHNOLOGY OF
GREAT BRITAIN AND IRELAND

Reference Request to Vascular Consultant

Applicant's name: Emma Blair

The above-named applicant has applied to sit the SVT practical examination. This is the final assessment on the route to becoming an **Accredited Vascular Scientist**. Applicants must fulfil certain eligibility criteria before they are entitled to sit the examination. The applicant has proposed that as their **Vascular Consultant** you can help confirm their eligibility. We would be grateful if you could fill in the details below.

Applicants current job title	Clinical Vascular Scientist
Applicants current Employer/Hospital	Manchester University NHS Foundation Trust
Start date of applicant's current job	Sep-2019 (Trainee from Sep 2016)
Applicants' current weekly hours working in vascular ultrasound diagnostic scanning	37.5hours
How long have you known the applicant?	Since Sep 2019

Where applicable please comment on your perception of the applicant's proficiency in the following areas:

Duplex of carotid and vertebral arteries	Poor <input type="checkbox"/>	Acceptable <input type="checkbox"/>	Good <input type="checkbox"/>	Excellent <input checked="" type="checkbox"/>
Duplex of lower limb arteries	Poor <input type="checkbox"/>	Acceptable <input type="checkbox"/>	Good <input type="checkbox"/>	Excellent <input checked="" type="checkbox"/>
Duplex of varicose veins	Poor <input type="checkbox"/>	Acceptable <input type="checkbox"/>	Good <input type="checkbox"/>	Excellent <input checked="" type="checkbox"/>
Ankle Brachial Pressure Indices	Poor <input type="checkbox"/>	Acceptable <input type="checkbox"/>	Good <input type="checkbox"/>	Excellent <input checked="" type="checkbox"/>

Please comment on the applicant's ability to write clear reports and relay urgent findings appropriately:

No concerns in this regard.

Please include any other comments you may have (please continue on the reverse of the page if required).


Emma is very capable and has been consistent with her scanning and reports. I wish her the very best for her upcoming exams.

Email Address.....Kamran.khan@mft.nhs.uk.....

Signed..... Print Name.....Kamran Khan

Designation.....Consultant Vascular Surgeon.....

Date.....19/05/2022.....



THE SOCIETY FOR
VASCULAR TECHNOLOGY OF
GREAT BRITAIN AND IRELAND

By signing this form, you consent for your information to be uploaded to the SVTGBI website and for the SVTGBI to contact you in regards to this reference.