

Audit for DVT ultrasound Scans

Prepared by Ibtisam Ali (Senior Vascular Scientist)

July 2021

In July 2021, an audit for DVT scans was carried out for the period (1st January 2020 till 30th June 2020) in order to examine the number missed DVT when repeating the scan one week (after the first negative scan).

Methods:

1. Data were collected from DVT scans referred by TIU only.
2. SVT and Baker's cyst were regarded as additional or incidental findings.

Results:

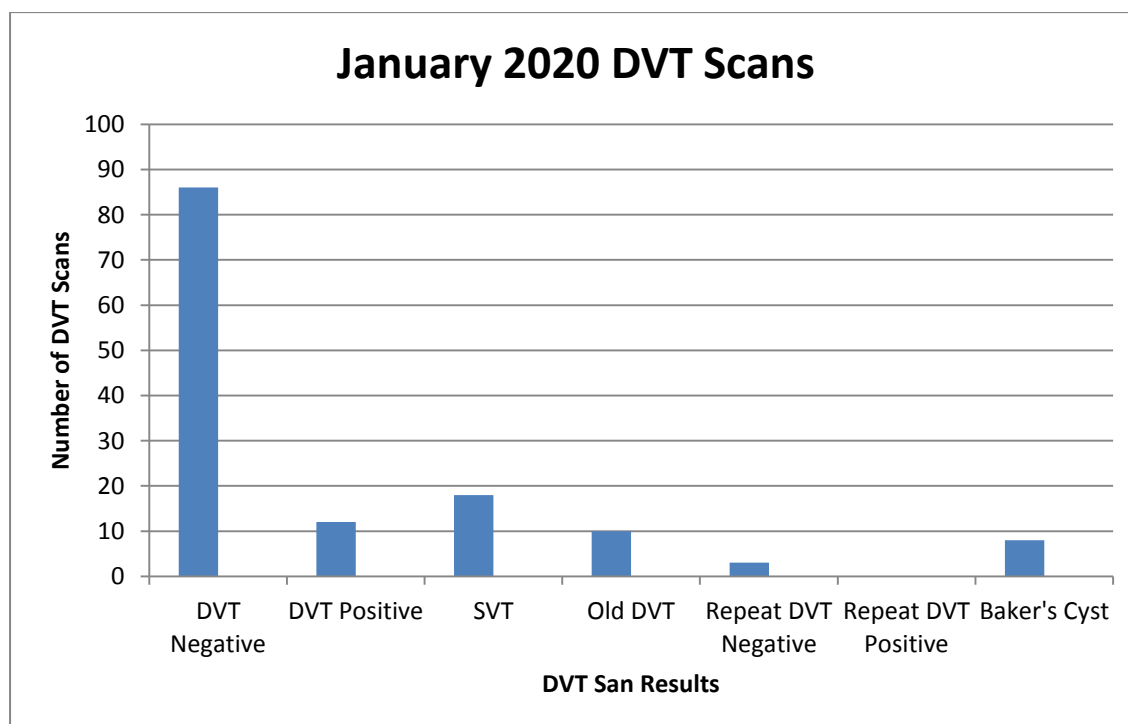


Figure-1. January DVT scans




Figure-2. February DVT scans

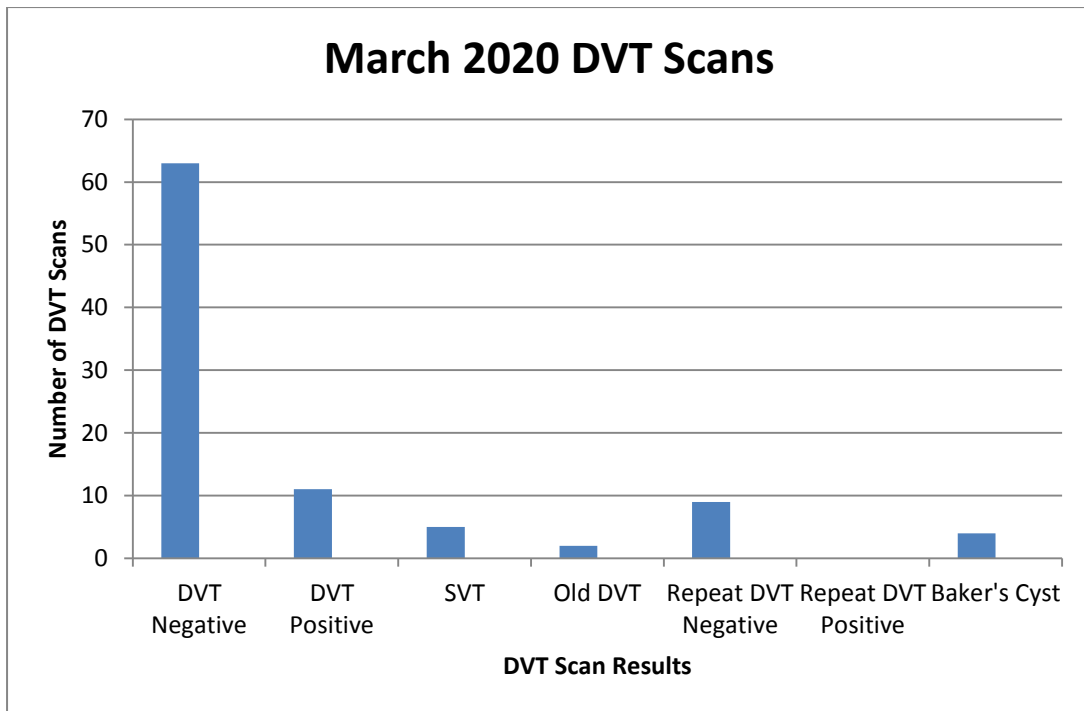


Figure-3. March DVT scans

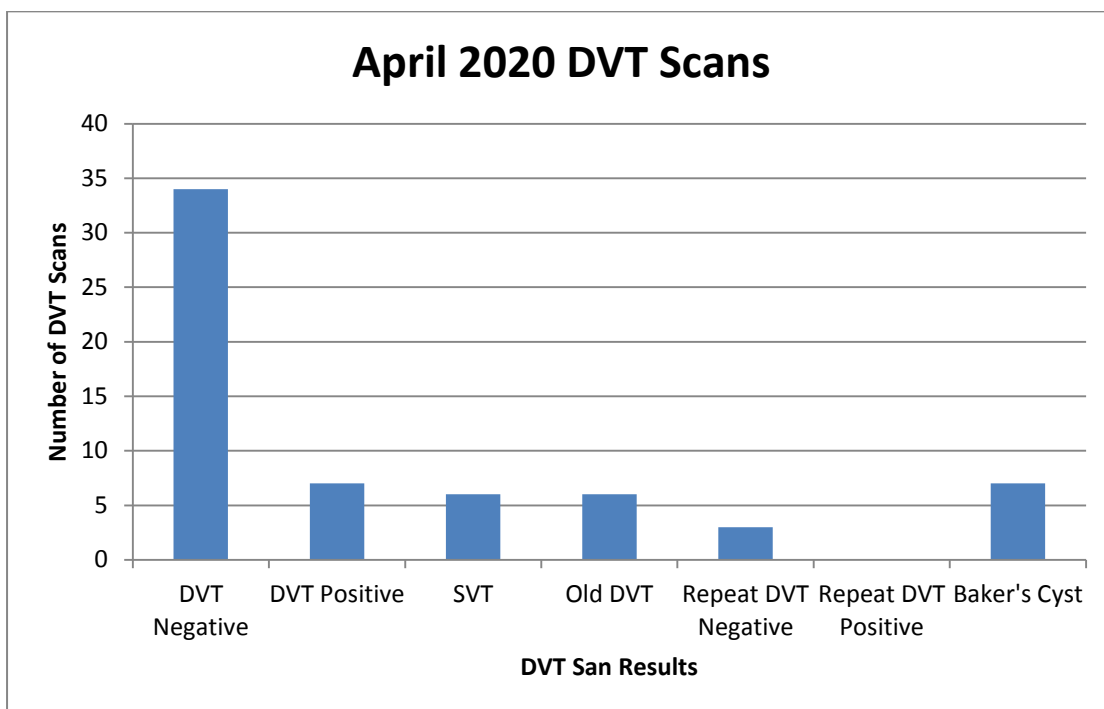


Figure-4. April DVT scans

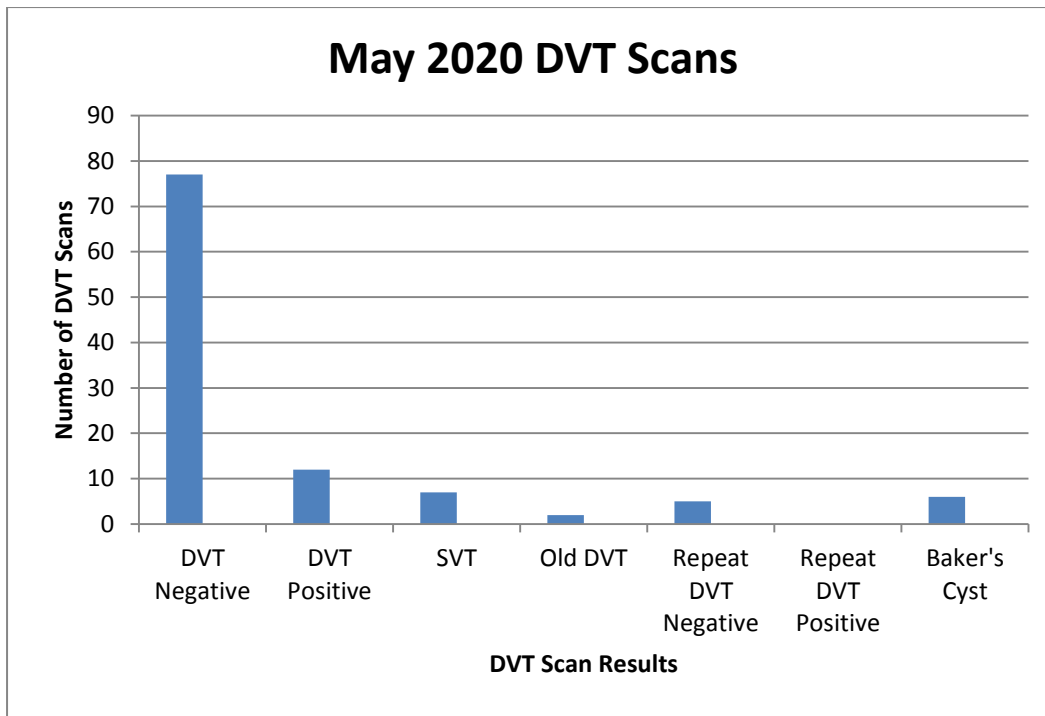


Figure-5. May DVT scans

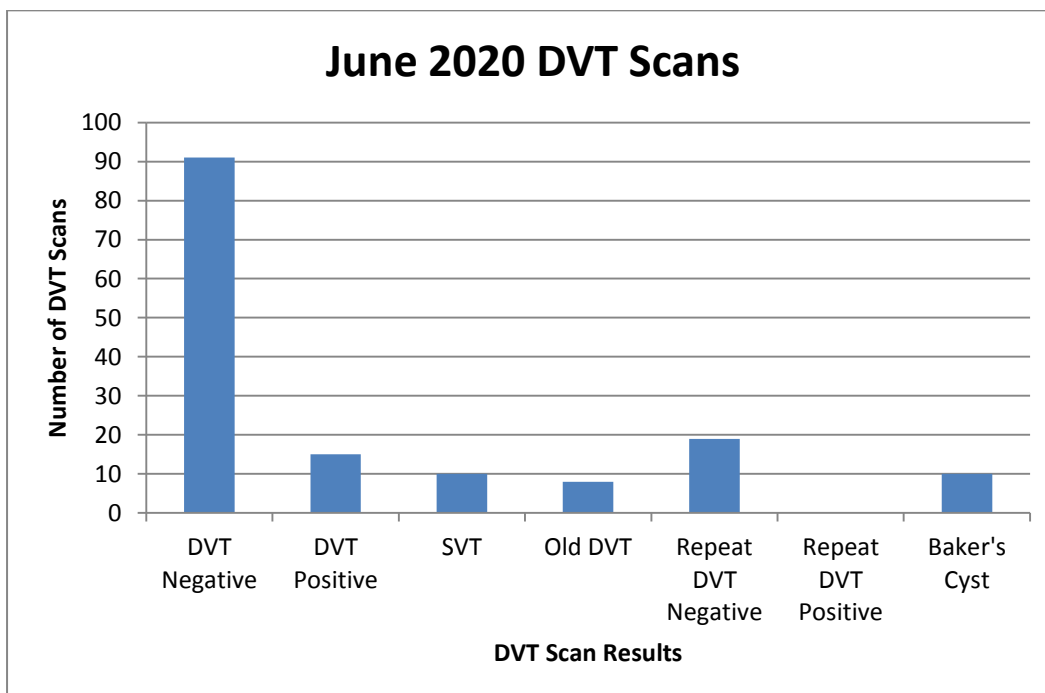


Figure-6. June DVT scans

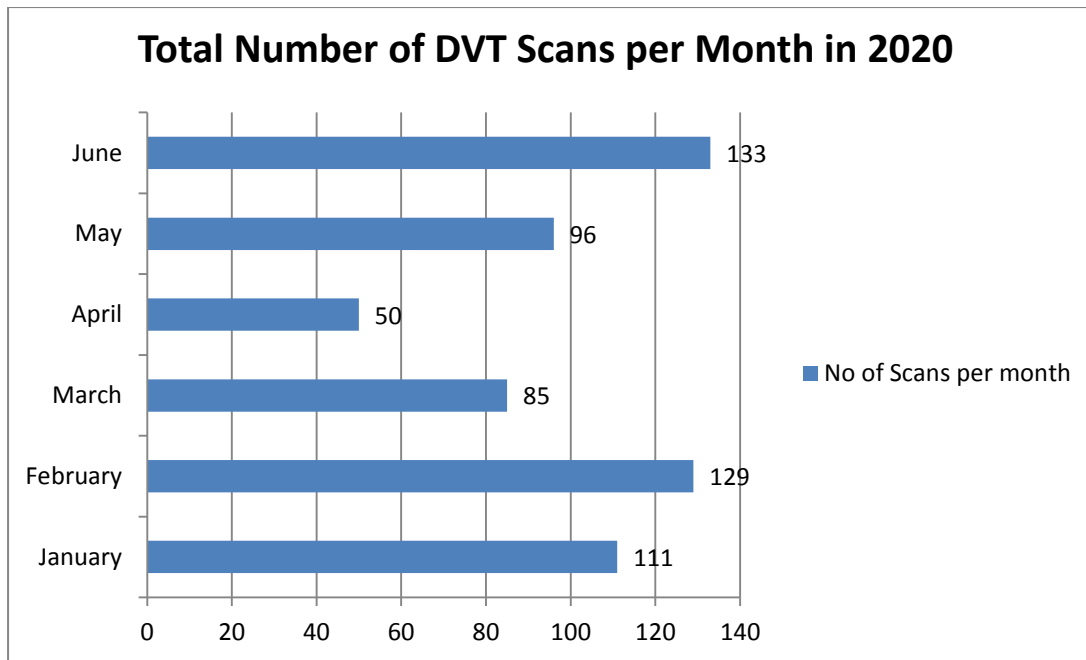


Figure-7. Total Number of DVT Scans over the first 6 months of 2020.

Figure 7 shows:

- The Total Number of DVT Scans over 6-month period was 604.
- The first Lockdown impacted on March, April and probably May months.
- June shows DVT scans were back to normal.

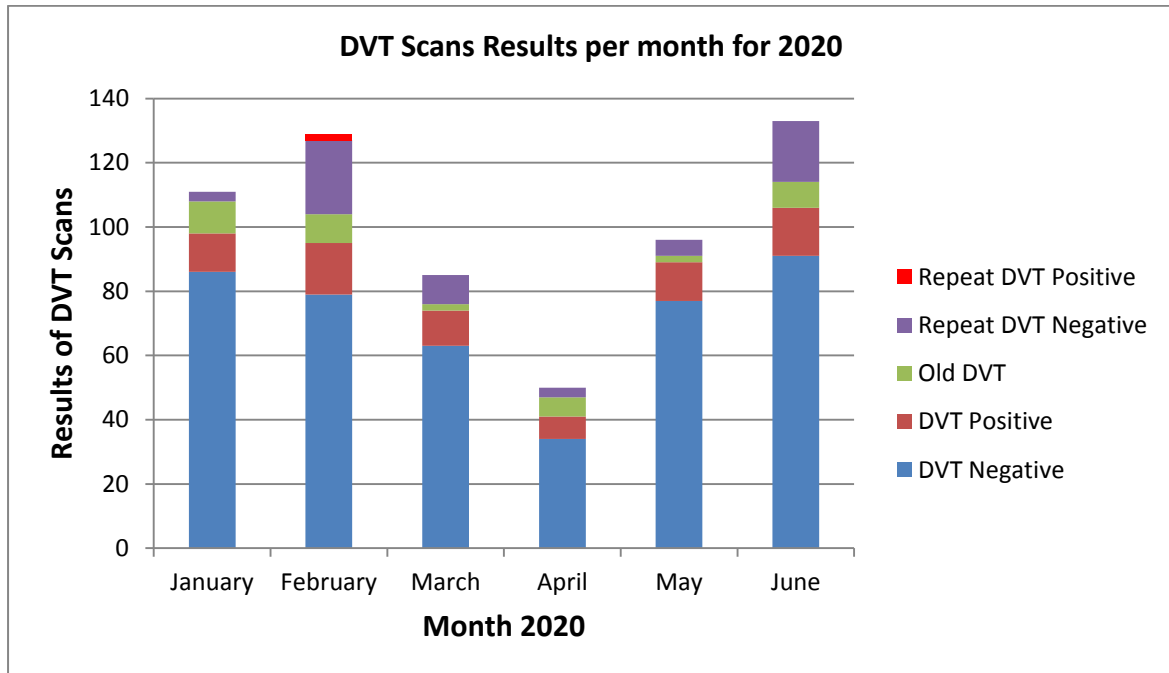


Figure 8. DVT Scans Results per month for 2020

Figure 8 shows the detailed results (or findings) of the DVT scanning, most of which were negative. The next Table-1 will give more details about the outcomes (results) of the scans.

Table-1. Total Number of DVT Scans over 6 month period

Month 2020	DVT Negative	DVT Positive	Old DVT	Repeat DVT Negative	Repeat DVT Positive	No of Scans per month
January	86	12	10	3	0	111
February	79	16	9	23	2	129
March	63	11	2	9	0	85
April	34	7	6	3	0	50
May	77	12	2	5	0	96
June	91	15	8	19	0	133
Total No	430	73	37	62	2	604

Table 1 shows that over the 6-month period:

- 430 (71.2%) scans were negative.
- 73 (12.1%) scans were positive DVT.
- 37 (6.1%) scans were old DVT.
- Out of the 64 (10.6%) DVT repeat scans, 62 were negative and only 2 (0.3%) were repeat positive, over the 6-month period.

Table-2. Number of SVT and Baker's Cyst diagnosed over 6 month period

Month 2020	No of Scans for DVT per month	SVT	Baker's Cyst
January	111	18	8
February	129	4	3
March	85	5	4
April	50	6	7
May	96	7	6
June	133	10	10
Total No	604	50	38
Percentage	(100%)	(8.3%)	(6.13%)

Table-2 shows that in addition to the negative and positive DVT diagnoses, we also picked up 50 (8.3%) SVT and 38 (6.13%) Baker's cysts as an additional or incidental finding over the 6-month period.